

PLAT-OH! TRIMLESS 92736

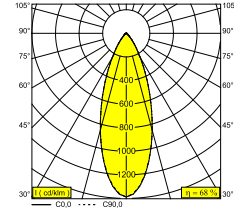
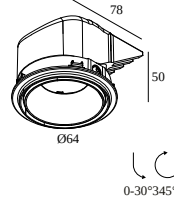
29513 9220 W

AVAILABLE IN

BLACK 29513 9220 B

GOLD COLOURED 29513 9220 GC

WHITE 29513 9220 W



 [View on website](#)



General info

LOCATION	indoor
INSTALLATION	Ceiling Recessed
CUTOUT SHAPE/SIZE (MM)	round - Ø KIT
RECESSED DEPTH (MM)	55
INGRESS PROTECTION	IP20
WEIGHT (KG)	0.2
ADJUSTABILITY	0° to 30° swiveling
INFORMATION	REFLECTOR FL-36° EXCL.LED POWER SUPPLY 500mA-DC

Electrical info

CLASS	III
DIM TYPE	depending on power supply
ENERGY CLASS	E
CERTIFICATES	CB, ENEC

Lightsource info

LIGHTSOURCE NAME	LED
LIGHTSOURCE	LED array 5,8-8,6W / CRI>90 (R9: 60) / 2700K / 753-1041lm
TM-30 VALUES	rf: 89 / Rg: 100
SDCM	SDCM1
RISKGROUP	RG1
LM80	L90B10 > 50000
BEAMANGLE	36°
LED TECHNICS (LIGHT SOURCE)	1041lm // 8,6W // 121lm/W
LED TECHNICS (LUMINAIRE)	709lm // 9,9W // 72lm/W

Requirements

MOUNTING KIT PLAT-OH! TRIMLESS

LED POWER SUPPLY 350 / 500mA-DC DIM (Remote)







For detailed installation instructions, please consult the manual : [29513_XXX0_HAND.pdf](#)

DELTALIGHT

PLAT-OH! TRIMLESS 92736

29513 9220 W

CEILING COMPATIBILITY

Ceiling Type	Mounting Kit	
 System ceiling	 29510 0020 - MOUNTING KIT PLAT-OH! TRIMLESS	Required
 Plasterboard	 29510 0020 - MOUNTING KIT PLAT-OH! TRIMLESS	Required
 Stucanet	 29510 0020 - MOUNTING KIT PLAT-OH! TRIMLESS	Required

FINISH YOUR SPECIFICATION

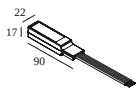
LED power supplies

of Fixtures



of fixtures indicates how many devices can be connected (min -> max) to the power supply. The values before and after the '|' correspond respectively with the minimum and maximum driving current. Values between brackets are applicable to 110V.

Min current | Max current

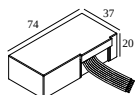


300 48 350 ED1 LED POWER CONVERTER 48V-DC to 350 mA-DC / 15W DIM1

2

Dimtype: 1-10V

Cutout dimension (mm): 30

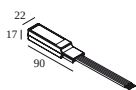


300 48 350 ED5 LED POWER CONVERTER 48V-DC to 350 mA-DC / 15W DIM5

2

Dimtype: DALI

Cutout dimension (mm): 45

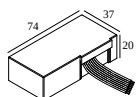


300 48 350 MDL LED POWER CONVERTER 48V-DC to 350 mA-DC / 15W MDL

2

Dimtype: non-dimmable

Cutout dimension (mm): 30

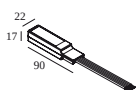


300 48 350 WDL LED POWER CONVERTER 48V-DC to 350 mA-DC / 15W WDL

2

Dimtype: WDL = wireless dimmable

Cutout dimension (mm): 45



300 48 500 ED1 LED POWER CONVERTER 48V-DC to 500 mA-DC / 22W DIM1

2

Dimtype: 1-10V

Cutout dimension (mm): 30

DELTALIGHT

PLAT-OH! TRIMLESS 92736

29513 9220 W



300 48 500 ED5 LED POWER CONVERTER 48V-DC to 500 mA-DC / 22W DIM5

2

Dimtype: DALI

Cutout dimension (mm): 45



300 48 500 MDL LED POWER CONVERTER 48V-DC to 500 mA-DC / 22W MDL

2

Dimtype: non-dimmable

Cutout dimension (mm): 30

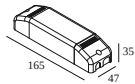


300 48 500 WDL LED POWER CONVERTER 48V-DC to 500 mA-DC / 22W WDL

2

Dimtype: WDL = wireless dimmable

Cutout dimension (mm): 45

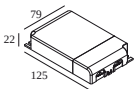


300 90 61 LED POWER SUPPLY MULTI-POWER DIM6

2 | 2

Dimtype: mains (phase cut-off) or push button

Cutout dimension (mm): 56

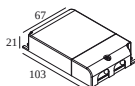


300 90 63 LED POWER SUPPLY MULTI-POWER DIM9

4(4) | 4(4)

Dimtype: 1-10V or DALI or push button

Cutout dimension (mm): 82

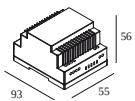


300 90 64 LED POWER SUPPLY MULTI-POWER DIM7

2(2) | 2(1)

Dimtype: 1-10V or push button

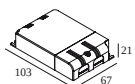
Cutout dimension (mm): 72



300 90 67 LED POWER CONVERTER 24V-DC TO MULTI CURRENT 48W DIM9

2 | -

Dimtype: 1-10V or DALI or push button

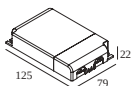


300 90 68 LED POWER SUPPLY MULTI-POWER DIM5

2(2) | 2(1)

Dimtype: DALI

Cutout dimension (mm): 72



300 90 69 LED POWER SUPPLY MULTI-POWER HV DIM9

2->6(6) | 6(4)

Dimtype: 1-10V or DALI or push button

Cutout dimension (mm): 84



300 90 124 LED POWER SUPPLY MULTI-POWER DIM7

3(2) | 2(1)

Dimtype: 1-10V or push button

Cutout dimension (mm): 55

DELTALIGHT

PLAT-OH! TRIMLESS 92736

29513 9220 W



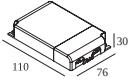
300 90 125 LED POWER SUPPLY MULTI-POWER MINI DIM5

2(2) | 2(1)



Dimtype: DALI

Cutout dimension (mm): 55



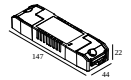
300 90 135 LED POWER SUPPLY MULTI-POWER HV

3->4 | 2->4



Dimtype: non-dimmable

Cutout dimension (mm): 90



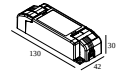
21012 0010 LED POWER SUPPLY MULTI POWER

2 | 2



Dimtype: non-dimmable

Cutout dimension (mm): 50



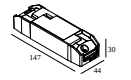
21012 0021 LED POWER SUPPLY MULTI POWER DIM1

3 | 3



Dimtype: 1-10V

Cutout dimension (mm): 54



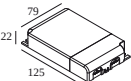
21012 0035 LED POWER SUPPLY MULTI POWER DIM5

3 | 3



Dimtype: DALI

Cutout dimension (mm): 54



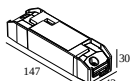
21012 004W LED POWER SUPPLY MULTI-POWER WDL

4(4) | 3(3)



Dimtype: WDL = wireless dimmable

Cutout dimension (mm): 84



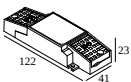
21012 005W LED POWER SUPPLY MULTI-POWER COMPACT WDL

3 | 3



Dimtype: WDL = wireless dimmable

Cutout dimension (mm): 54



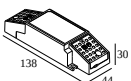
21012 0268 LED POWER SUPPLY MULTI POWER 200-350 / 15W DIM8

2->2 | 0



Dimtype: mains (phase cut-off)

Cutout dimension (mm): 50



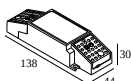
21012 0278 LED POWER SUPPLY MULTI POWER 500-700 / 20W DIM8

1



Dimtype: mains (phase cut-off)

Cutout dimension (mm): 55



21012 0288 LED POWER SUPPLY MULTI POWER 500-700 / 36W DIM8

2->3



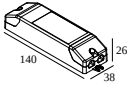
Dimtype: mains (phase cut-off)

Cutout dimension (mm): 55

DELTALIGHT

PLAT-OH! TRIMLESS 92736

29513 9220 W

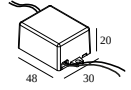


21012 0298 LED POWER SUPPLY MULTI POWER 250-900 / 20W DIM8

2 | 2

Dimtype: mains (phase cut-off)

Cutout dimension (mm): 48

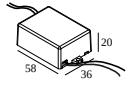


21012 0308 LED POWER SUPPLY 350mA / 7,35W DIM8

1

Dimtype: mains (phase cut-off)

Cutout dimension (mm): 40

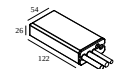


21012 0318 LED POWER SUPPLY 500mA / 10W DIM8

1

Dimtype: mains (phase cut-off)

Cutout dimension (mm): 40

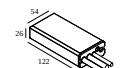


21012 0480 LED POWER SUPPLY 350mA-DC / 17W IP68

2(2)

Dimtype: non-dimmable

Cutout dimension (mm): 60

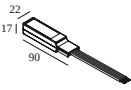


21012 0500 LED POWER SUPPLY 500mA-DC / 24W IP68

2(1)

Dimtype: non-dimmable

Cutout dimension (mm): 60

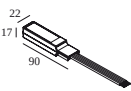


21032 0295 LED POWER CONVERTER 48V-DC to 350 mA-DC / 15W DIM5

2

Dimtype: DALI

Cutout dimension (mm): 30



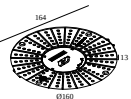
21032 0305 LED POWER CONVERTER 48V-DC to 500 mA-DC / 22W DIM5

2

Dimtype: DALI

Cutout dimension (mm): 30

Mounting kits



29510 0020 MOUNTING KIT PLAT-OH! TRIMLESS

Cutout dimension (mm): 80

Notes:

DELTALIGHT

PLAT-OH! TRIMLESS 92736

29513 9220 W